

# Healthcare Service Delivery in Pakistan



Social Enterprise Development Centre

SEMAL FARID



Figure 1<sup>1</sup>

The total expenditure of the federal budget 2015-2016 was **PKR 4,451,277 million** out of which a total allocation of only **PKR 11,1010 million** was made under the head of Health

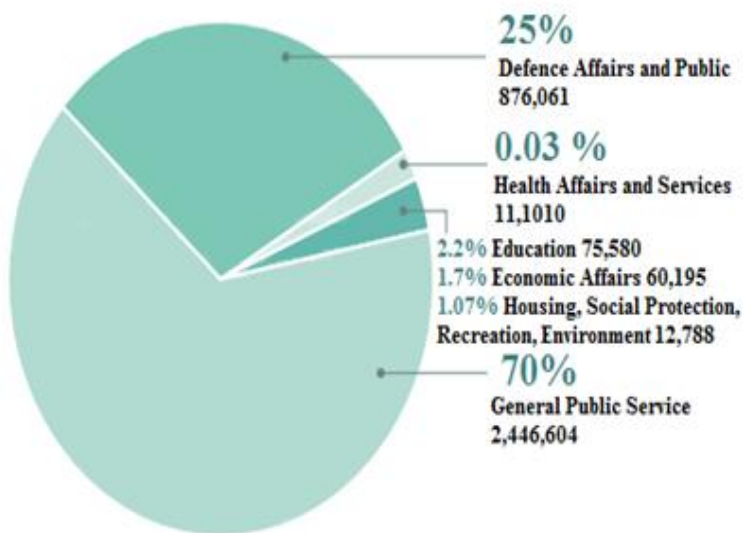


Figure 2<sup>3</sup> Budget allocation percentages (Rs in million)

Pakistan spends **US\$ 37** per capita on healthcare (The World Health Organization prescribes a minimum of **US\$ 44 per capita**).<sup>4</sup>

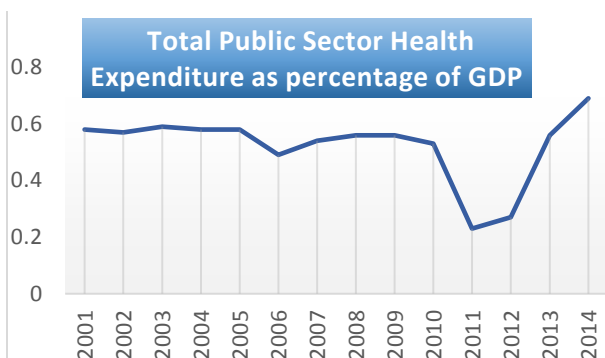


Figure 3<sup>5</sup>

NATIONAL PUBLIC HEALTH INFRASTRUCTURE			
Hospitals	Dispensaries	BHUs	RHCs
1,167	5,695	5,464	675

Figure 4<sup>6</sup>

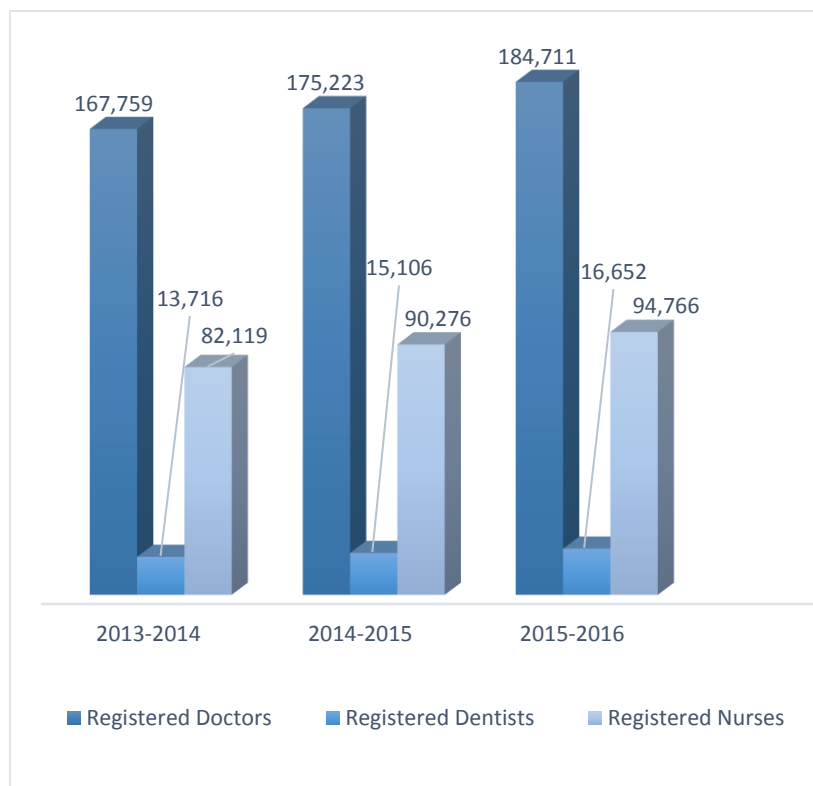


Figure 5 National Health Manpower<sup>7</sup>

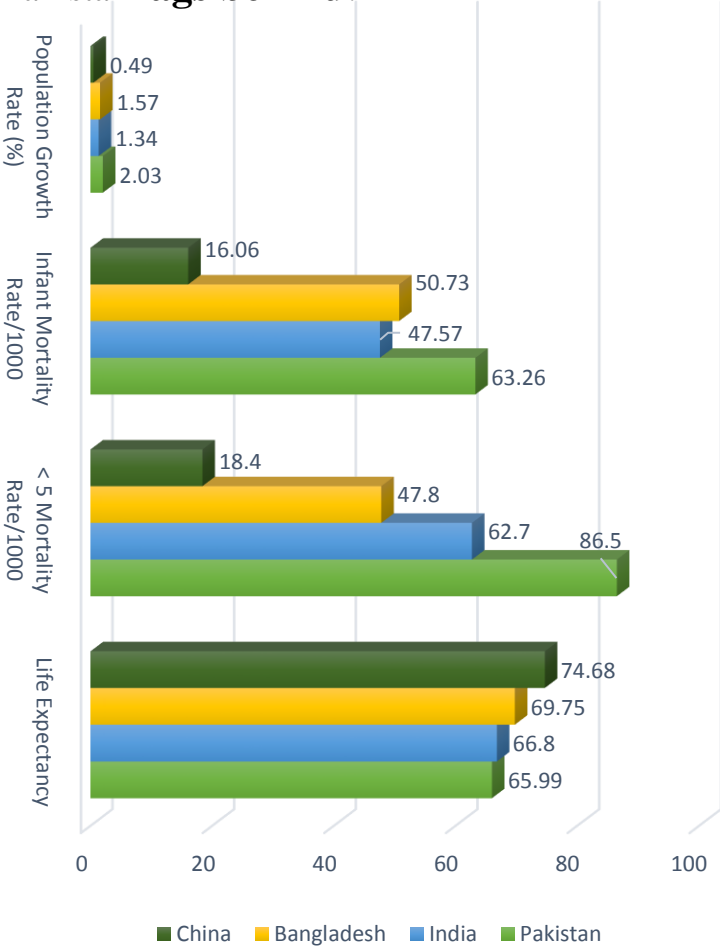
**AVERAGE POPULATION PER DOCTOR: 1,038<sup>8</sup>**

**AVERAGE POPULATION PER BED: 1,613<sup>9</sup>**

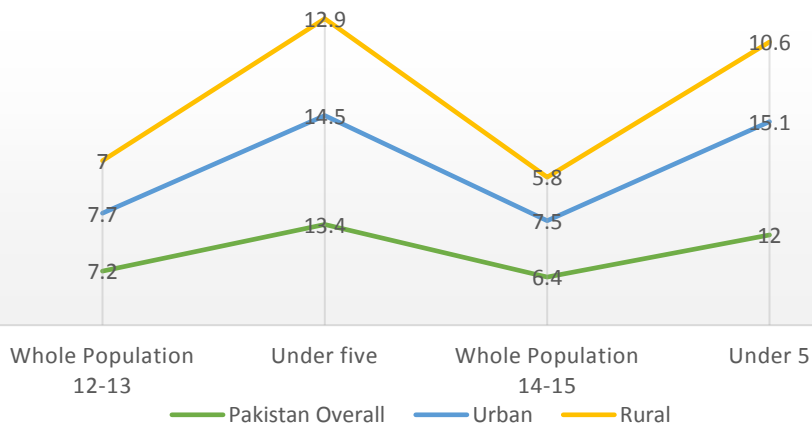


**SDG Goal 3: Ensure healthy lives and promote well-being for all.**

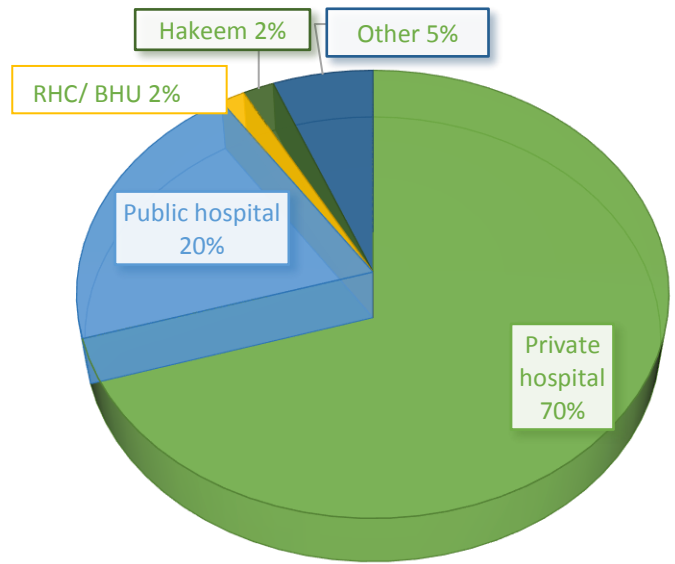
The most recent data on health performance of other South Asian countries suggest that **Pakistan lags behind!**



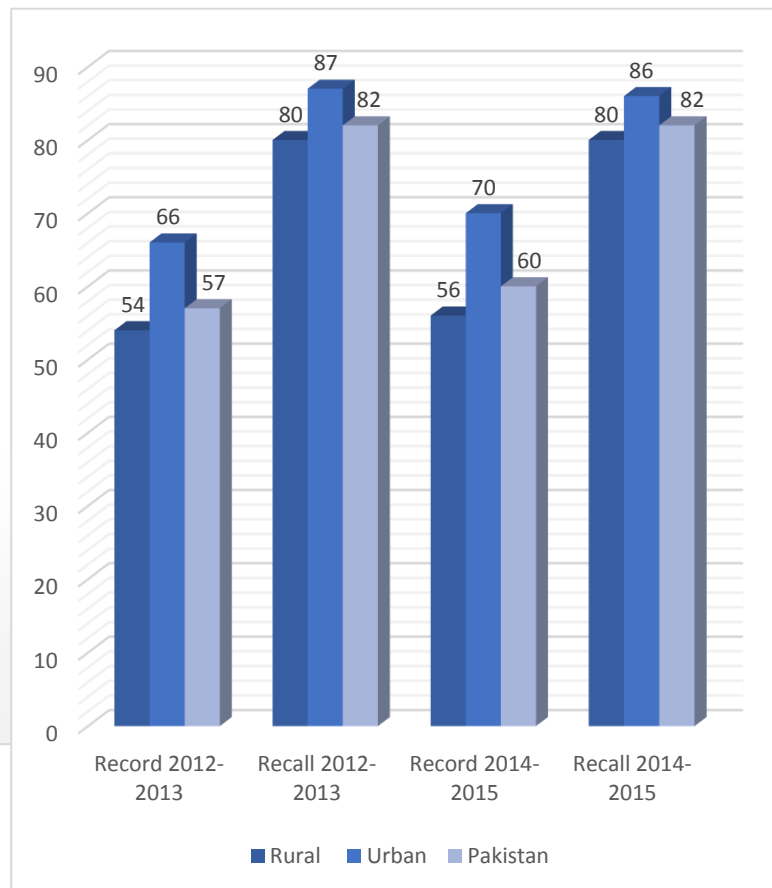
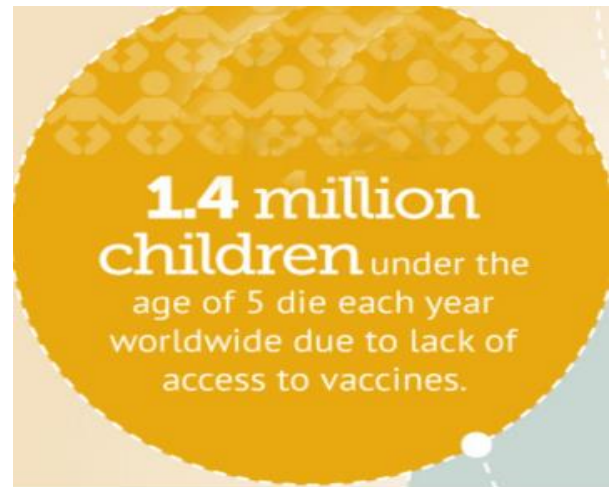
**Figure 6 South Asian Health Indicators <sup>10</sup>**



**Figure 7 Percentage Population Sick/Injured<sup>11</sup>**



**Figure 8<sup>12</sup> Percentage distribution of consultations by type of health provider**



## **References**

- <sup>1</sup> ***Health Facility Assessment National Report. (2012). Punjab government Policy and Strategic Planning Unit.***
- <sup>2, 3</sup> ***Federal Budget 2015-2016. (2016). Government of Pakistan Ministry of Finance.***
- <sup>4, 5, 6, 7, 8, 9</sup> ***Pakistan Economic Survey 2015-2016. (2016). Government of Pakistan Ministry of Finance.***
- <sup>10</sup> ***Human Development Report. (2015). United Nations Development Program.***
- <sup>11, 12, 13</sup> ***Pakistan social and living standards measurement 2014-2015. (2015). Pakistan Bureau of Statistics.***