

Primary Schooling in Pakistan – Enrollment and Outcomes

Amal Nadeem

The Human Development Report of 2016 states that sustained human development is linked with the ability of children to acquire skills through education. Every dollar spent on even preschool education gives a 600-1,700 percent return in terms of public benefits and the productivity of a workforce. (United Nations Development Program, 2016)

Enrollment in Primary Schools

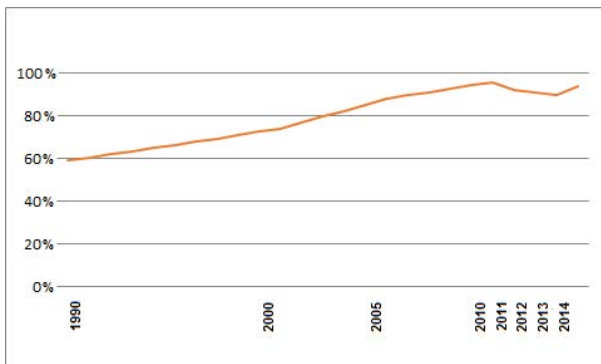
Total enrollment in primary schools in Pakistan is 17.6 million, where the primary school-going age is 5-9 years.

The Constitution of Pakistan Article: 25A Right to Education

The State shall provide free and age of five to sixteen years in such manner as may be determined by law.

Over time, we can see the improvement in our enrollment ratio.

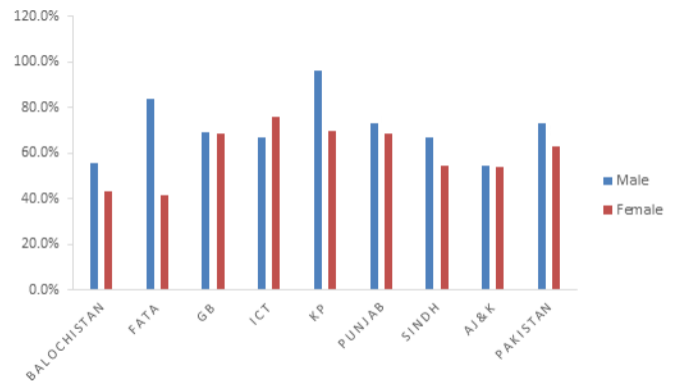
Figure 1: Primary School Gross Enrollment Ratio



Source: "Human Development Data (1990-2015) | Human Development Reports", 2015

56 percent of these children are boys and 44 percent are girls. (Education for All 2015 National Review: Pakistan, 2015)

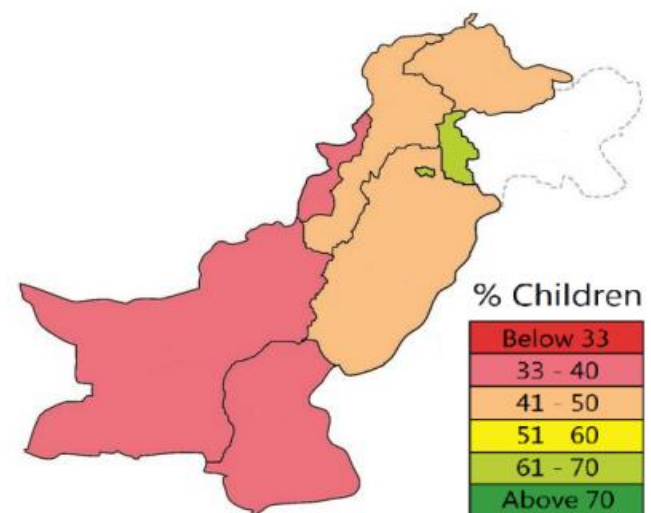
Figure 2: Adjusted Net Primary Enrollment Rate 2012-13 by Province and Sex



Source: National Education Management Information System 2012-13 & National Institute of Population Studies, 2013

Enrollment only tells half the story – when we look at dropout rates, we can see that many children who enroll do not complete their schooling.

Figure 3: Out of School Children from the age of 6 till 16 (2015)



Source: Annual Status of Education Report, 2015

FACTS

PAKISTAN HAS 5,125,373 CHILDREN OUT OF SCHOOL, THE SECOND HIGHEST IN THE WORLD

66.8% OF STUDENTS LAST UNTIL CLASS 5

33.2% DROP OUT BEFORE COMPLETING THEIR PRIMARY EDUCATION

EVERY 12TH OUT-OF-SCHOOL CHILD IN THE WORLD IS A PAKISTANI

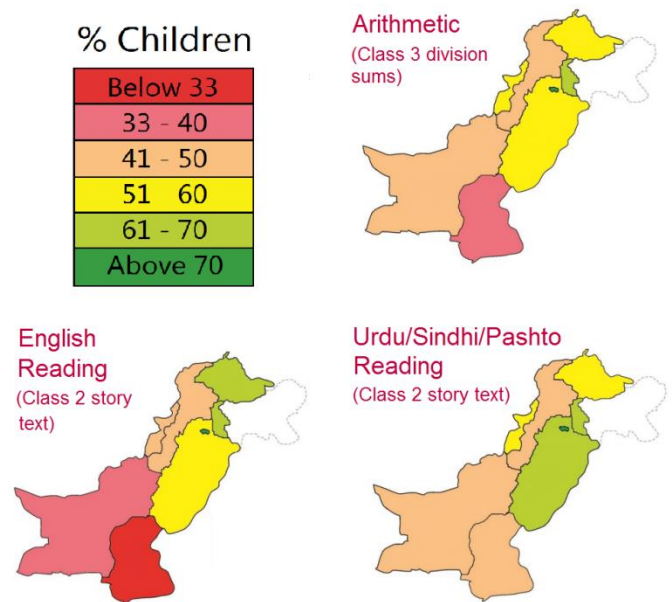
Source: Education for All National Review, 2015

Student Outcomes

According to the Human Development Index of 2015, Pakistan is ranked 147th out of 188 countries in Education. In 2014, the number of students per teacher was 47; in countries ranking the highest in education, the student/teacher ratio was around 15, many a times falling even below this.

Below, we can see the reading and mathematical abilities of Class 5 students. The maps indicate that the situation in terms of reading English is much worse than that of local languages.

Figure 4: Province-wise Reading and Mathematical abilities of Class 5 students (2015)



Source: Annual Status of Education Report, 2015

References:

Status of Education Report. (2015). Annual Status of Education Report - Pakistan 2015 (pp. 66-72). Lahore: South Asian Forum for Education Development (SAFED).

Education for All 2015 National Review: Pakistan. (2015) (p. 5).

United Nations Development Program. (2016). Human Development Report 2016 (p. 12). Canada: Lowe-Martin Group.

Retrieved from http://hdr.undp.org/sites/default/files/HDR2016_EN_Overview_Web.pdf

United Nations Educational, Scientific and Cultural Organization (UNESCO). (2012). Education in Pakistan (p. 1). UNESCO.