

Youth Unemployment in Pakistan

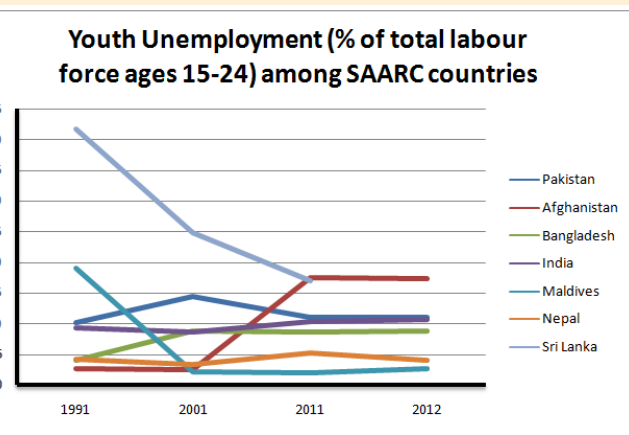
Rabia Zafar



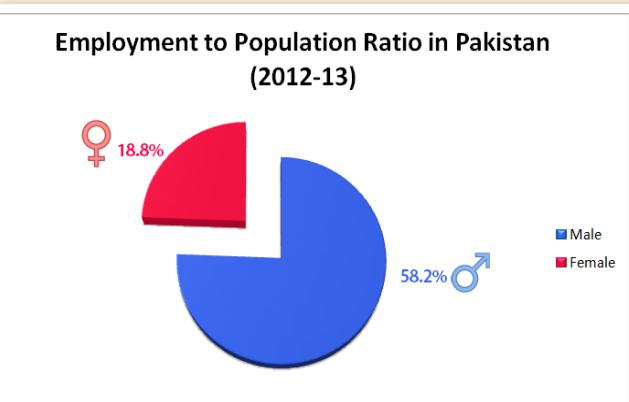
Social Enterprise Development Centre

Out of 180 million, **60 percent** of Pakistan's population is aged 15-24 which means that the country faces a youth bulge.¹ **Youth bulge** means a peak share of the persons aged 15-24 in the population.² Of the total, **36 million** is in the age group of 15-24 and **58 million** below 15 years.³

Youth Unemployment Rate and Population Statistics:



Source: World Development Indicators, 2014.

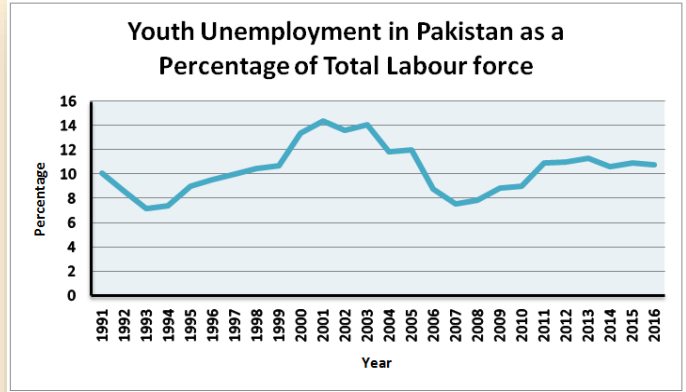


Source: Pakistan Employment Trends 2013, Pakistan Bureau of Statistics.

¹Yearbook 2008, *Population by Age, Sex, Urban/Rural Areas, 1988 Census*, Pakistan Bureau of Statistics.
² Ortiz, I., & Cummins, M. (2012). *When the Global Crisis and Youth Bulge Collide* (Working paper). UNICEF.
³ Ibid., 1.

According to 2014 UN Population Fund Report, with 356 million 10-24 year olds India has the world's largest youth population and Pakistan stands fifth with 59 million youth aged 10-24.

Source: *Annual Report 2014 (Rep.)*. (2014). UNFPA.

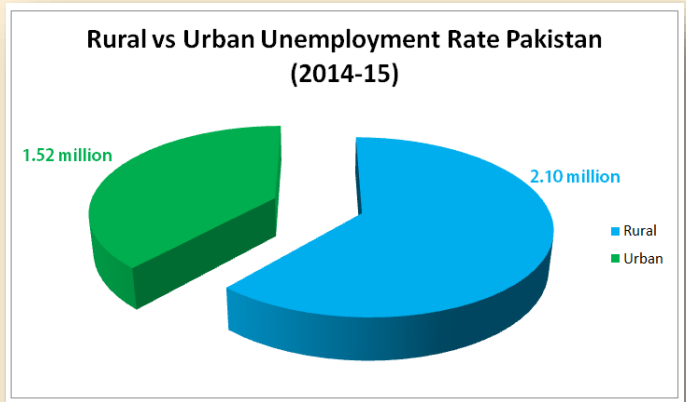


Source: International Labour Organization, ILOSTAT database.

Unemployed Population by Province (2014-15):

- Punjab: 2.32 million
- Sindh: 0.66 million
- Baluchistan: 0.13 million
- KPK: 0.51 million

Source: *Pakistan Labour Force Survey (2014-15)*. Pakistan Bureau of Statistics.



Source: Pakistan Bureau of Statistics, Pakistan Labour Force Survey (2014-15).

Unemployment Rate with respect to Education Attainment Levels:

Unemployment Rate by Educational Attainment (%)

Level of Education	2007-08	2012-13
Less than one year of education		
Male	5.3	2.8
Female	5.8	4.0
Pre primary education		
Male	4.3	4.9
Female	4.0	5.2
Primary but below Middle		
Male	3.7	4.5
Female	11.6	10.0
Middle but below Metric		
Male	4.2	7.6
Female	12.5	15.1
Metric but below Intermediate		
Male	5.3	6.7
Female	20.9	20.7
Intermediate but below Degree		
Male	5.5	7.5
Female	18.3	24.3
Degree		
Male	3.5	7.6
Female	12.9	22.1

Source: *Pakistan Labour Force Survey*, various years, Pakistan Bureau of Statistics.

The evidence shows that unemployment becomes inversely proportional to education. The unemployment rate for each category of women in education is higher than those for men.

Youth Employment to Population Ratio by Province (2012-13):

Punjab: 40.8%

Sindh: 40.2%

KPK: 28.3%

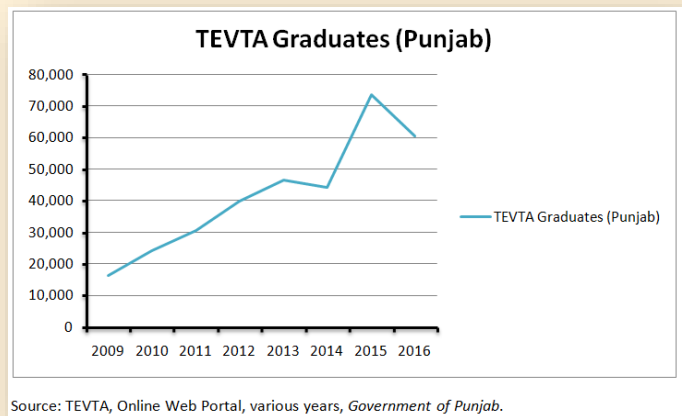
Baluchistan: 43.4%

Source: *Pakistan Labour Force Survey*, various years, Pakistan Bureau of Statistics.

Vocational and Technical Training in Pakistan:

Technical Education and Vocational Training Authority (TEVTA) is a provincial government authority operating in every province independently. It operates under the National Vocational & Technical Training Commission (NAVTTTC), Pakistan.⁴

There are a total of 1,647 public and private TVET institutes in Pakistan.⁵ Since 2006, NAVTTTC has trained 232,487 individuals.⁶



Source: TEVTA, Online Web Portal, various years, Government of Punjab.

NAVTTTC graduates and trainees form an important part of the informal economy workforce which constitutes 73.8 percent of the total employment.⁷

⁴ Introduction, National Vocational & Technical Training Commission (NAVTTTC), Pakistan. (navttc.org)

⁵ TVET Institutes in Pakistan, National Vocational & Technical Training Commission (NAVTTTC), Pakistan. (navttc.org)

⁶ Ibid., 5.

⁷ Annual Report (Rep.), Labour Force Survey 2012-13, Pakistan Bureau of Statistics.